



Town of South Bristol

Code Enforcement Office

6500 West Gannett Hill Road

Naples, NY 14512-9216

585.374.6341

Permit # _____
Tax Map # _____

Wood, Gas and Solid Fuel Burning Permit Application

Applicant _____

Mailing Address _____

Telephone _____ Email _____

Property Owner _____

Mailing Address _____

Telephone _____ Email _____

Contractor _____ Insurance attached ☐

Mailing Address _____

Telephone _____ Email _____

Property Address _____

Tax Map # _____ Zone _____

New ☐ Replacement ☐ Repair ☐

Wood Stove ☐ Coal Stove ☐ Pellet Stove ☐ Fireplace ☐ Chimney ☐ Furnace ☐

Manufacturer _____ Installation instructions attached ☐

Make _____ Model _____ Serial # _____

Will this be installed by a professional? Yes ☐ No ☐

This installation must be inspected by the Code Enforcement Officer prior to being used.

Note: Applicant/Property Owner signature below indicates that the Applicant/Property Owner understands that they will be responsible for all outside consultant fees incurred as a result of the submitted application, and consents to these charges.

Applicant's Signature

Date

Application fee _____ CC/Check # _____ Cash _____ By _____ Date _____

Code Enforcement Officer's Section

Room Unit was Installed

Basement ☐ Livingroom ☐ Kitchen ☐ Other ☐ _____

Smoke Detector Yes ☐ No ☐

C02 Detector Yes ☐ No ☐

Fire Extinguisher Yes ☐ No ☐

Temperature Alert Yes ☐ No ☐

Clean Out Provided Yes ☐ No ☐

Another Heat Source Yes ☐ No ☐

Chimney

Metal ☐ Masonry ☐ Diameter ☐ Clay Flue ☐

Triple Wall ☐ Double Wall ☐ Solid Insulated ☐

Is chimney three (3) feet above peak? Yes ☐ No ☐

Is it U.L. listed? Yes ☐ No ☐

If yes, what is U.L. number? _____

Is chimney inside? Yes ☐ No ☐

Is chimney outside? Yes ☐ No ☐

Is chimney in good repair? Yes ☐ No ☐

Is chimney properly supported? Yes ☐ No ☐

Is there fire block? Yes ☐ No ☐

Wood Stove

Is it U.L. listed? Yes ☐ No ☐

Is it 36 inches from any combustible surface? Yes ☐ No ☐

Is flooring material non-combustible? Yes ☐ No ☐

Is there an 18 inch non-combustible area around stove? Yes ☐ No ☐

Fireplace

Is outside air provided? Yes ☐ No ☐

Are glass doors provided? Yes ☐ No ☐

Is hearth minimum of 18 inches? Yes ☐ No ☐

Is combustible material a distance from fire box? Yes ☐ No ☐

Stove Pipes

Are three (3) sheet metal screws used per connection? Yes ☐ No ☐

Is there a minimum of 18 inches from walls and ceiling? Yes ☐ No ☐

Furnace

Are electrical connections proper? Yes ☐ No ☐

Is this a combination unit? Yes ☐ No ☐

Approved ☐ Disapproved ☐

Code Enforcement Officer's Signature

Date

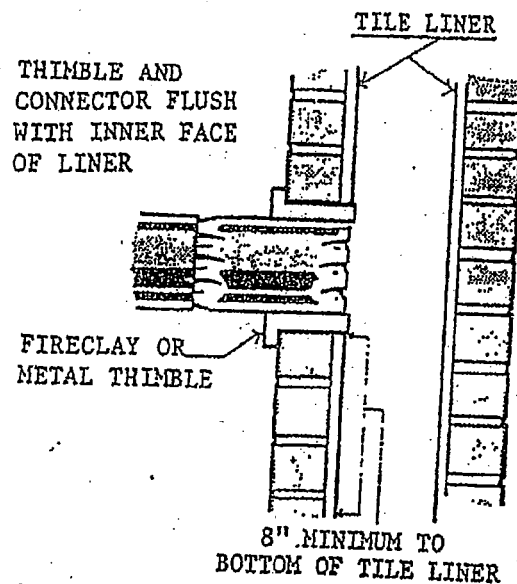



Figure 2.2-10

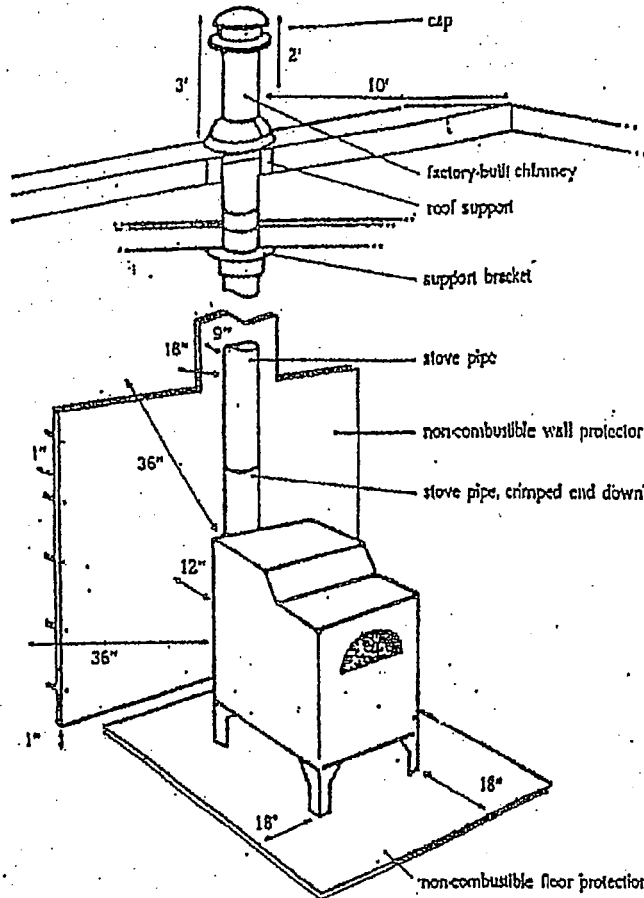
Wall Penetrations



Courtesy Wood Heating Education and Research Foundation

Secondly - listed factory-built chimneys may be used to pass through combustible walls and chimneys if installed according to the conditions of the listing and the manufacturer's instructions. The Wood Heating Education and Research Foundation pointed out in their text materials that as of 1984 there was no manufacturer of a factory-built chimney listing a through-the-wall connection unless the connection was for a continuous factory-built chimney. A section of factory-built chimney used to penetrate a wall or partition and connected on both sides to stovepipe, or connected on one side to stovepipe and the other side to a masonry chimney are therefore not listed uses of factory built chimney sections. Although some authors suggest such arrangements, their use without proper listing is at this printing not recommended. Experience has indicated that such installations can result in leaking joints and sometimes additional creosote problems.

NFPA Minimum Clearances For Safe Installation



From:	Combustibles	With 3/4" masonry wall or 24 gauge sheet metal with 1" airspace
A. Listed Wood Heater		
Front	36"	12"
Side, Back	36"	12"
Top	36"	12"
B. Single Wall Connector Pipe (24 gauge or heavier)	18"	9"
C. Chimney Height	3 feet higher than roof; 2 feet higher than any part of roof within 10 feet (measured horizontally).	